





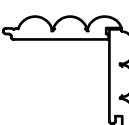


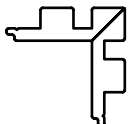
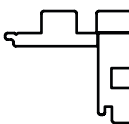


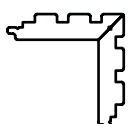
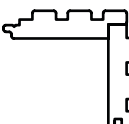


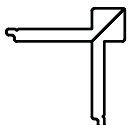
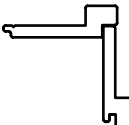
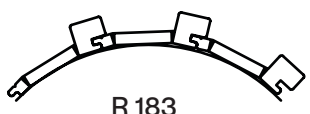


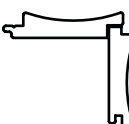



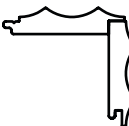


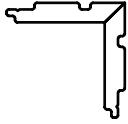
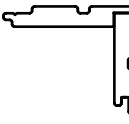
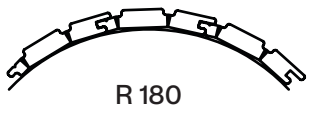

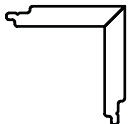
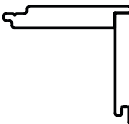
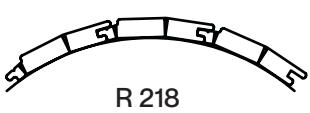

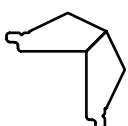
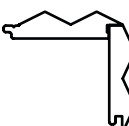



## Range Overview

Available Lengths	2.7m, 3.6m, 5.4m
Effective Cover	100mm

Profile	Weight	Mitred Corner	Rebated Corner	Curve Radius
<b>Arc</b>  115x30	17.3kg per Sqm			 R 170
<b>Arc 3</b>  115x25	15.1kg per Sqm			 R 170
<b>Batten</b>  115x32	18.1kg per Sqm			 R 250
<b>Batten 3</b>  115x25	15.1kg per Sqm			 R 200
<b>Board &amp; Batten</b>  115 x 32	13.3kg per Sqm			 R 183
<b>Flute</b>  115x25	14.39kg per Sqm			 R 530
<b>Flute 2</b>  115x25	13kg per Sqm			 R 370
<b>Groove 50*</b>  115x18	12.95 per Sqm			 R 180
<b>Groove 100*</b>  115x18	13.1kg per Sqm			 R 218
<b>Ridge</b>  115x25	13.42kg per Sqm			 R 400

\* Available in Group 2